



Location: Onsite: Our AATC in Central, New Jersey

Location: Online: Adobe Connect System

Start Time: 10 - 6 EST (Eastern Standard Time)



Executive Overview

This is a 4-day, hands-on, and instructor-led workshop. The course includes lectures and demos followed by hands-on exercises. The course covers AEM form and application development with a focus on *AEM Form Portals*. Each student will receive the following Student Manual for this training.

- *Developing an AEM Forms Portal (150 pages)*

Students will build a Forms Portal

Over the course of the training session, students will build a complete *AEM Forms Portal* as described on the next page.

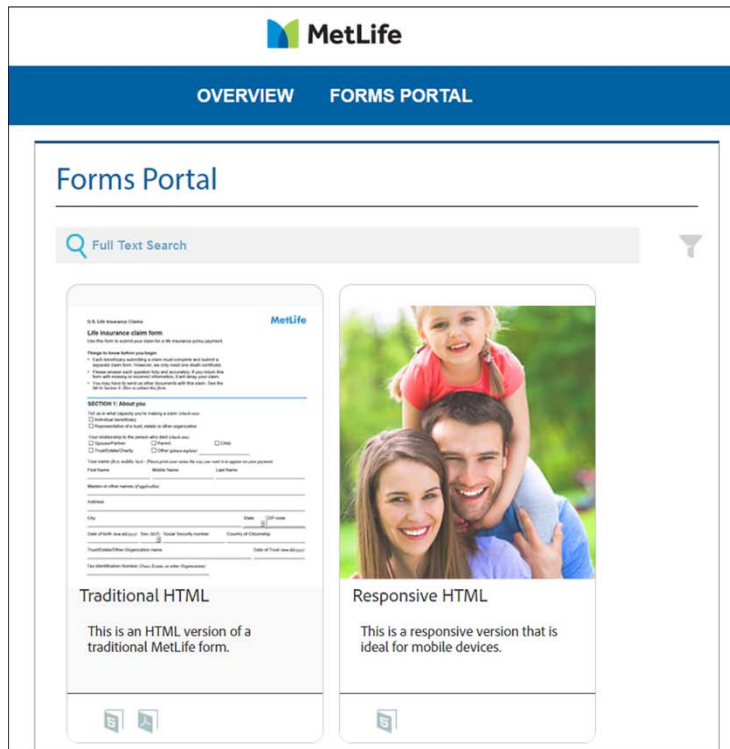
However, the course also teaches the fundamentals of building an AEM website based on templates and components. Students will learn the full AEM technology stack including *Apache Sling*, *CRXDE Lite*, and the *OSGi* framework. Although the focus is on developing an *AEM Forms Portal*, these skills can be used to develop any type of Adobe AEM website. Students will also learn how to create a responsive and adaptive AEM form based on an XDP file.

Adobe Certified Experts

Your onsite instructor is an Adobe Certified Expert (ACE) and an Adobe Certified Instructor (ACI) in *Adobe Experience Manager (AEM)*, *AEM Forms* and *LiveCycle ES4*. He has over 20 years of experience as an Adobe form and application developer. You will be learning Adobe forms and automation from an experienced developer and certified trainer.

Adobe AEM Form Portals

A Forms Portal enables you to realize immediate value from your Adobe AEM investment. End users access the portal to easily find and complete forms. Forms are available in HTML, PDF, and adaptive and responsive versions to address the needs of all form fillers.



The Forms Portal (right) and an adaptive and responsive form (left).

An *AEM Forms Portal* provides the following business benefits.

- Users can easily **FIND** the right form for their business need. This easy self-fulfilment will save you a great deal of time and money.
- Users easily **FILL** in the form on their computer or mobile device because AEM forms are responsive to their device.
- Form fillers easily **SUBMIT** the form when they finish.
- *AEM Forms* will automatically **PROCESS** the form submission. The form data is stored in a database and the *DOR (Document of Record)* is archived to a content management system.
- When the process is completed, *AEM Forms* will **RESPOND** to the user with confirmation and next steps.

Software and Student Manuals

Students will need a copy of *AEM 6.x* on their training computers. If you don't have one, you can download a free 60-day trial software from our website or from adobe.com.

Student Manuals

SmartDoc will provide the following printed Student Manuals for your training session.

- *Developing an AEM Forms Portal (150 pages)*

The screenshot displays the 'Forms Portal' interface. At the top, there is a search bar labeled 'Full Text Search' and a filter icon. Below the search bar, three form cards are presented in a grid:

- Required Minimum Distribution:** Description: Please use this form to authorize Merrill Lynch to distribute your annual RMDs from your IRA to a Merrill Edge account. Buttons: Apply, Email.
- Client Account Transfer:** Description: Please use this form to authorize Merrill Lynch to transfer your assets from a third-party account to a Merrill Edge account. Buttons: Apply, Email.
- Transfer On Death:** Description: Please use this form to designate individual(s) or trust(s) that will be the recipient of your assets and accounts upon your death. Buttons: Apply, Email.

Course Outline

Your hands-on training and student manuals will cover the following topics.

Introduction & Overview

- The AEM Forms on JEE Technology Stack
- The AEM Forms on OSGi Technology Stack
- The AEM Forms Tools
- The OSGi Framework
- The Java Content Repository (CRX)

- Introduction to Apache Sling

Installation & Configuration

- AEM OSGI
- Starting an Author Instance
- Starting a Publish Instance
- Starting from the Command Line
- Running AEM as a Service
- AEM Forms on JEE

Working with AEM Packages

- Package Manager
- Package Share
- Installing Packages in CRX Package Manager
- Installing Packages from Package Share

Introduction to Authoring

- Creating a Forms Portal Page
- Editing properties on a Forms Portal Page

Introduction to Content Rendering

- Creating an application
- Creating a page-rendering component
- Introduction to Sling Resource Resolution

Templates

- Creating a template
- Adding a thumbnail image
- Controlling template usage

Inheritance in AEM Development

- Setting the component's Super Type property
- Reviewing the foundation components

Introduction to AEM Scripting

- Your first HTL scripts
- Best Practices for Application Design

Developing a Designer

- Design Mode in AEM
- Client libraries in AEM

Developing Structural Components

- Creating a Navigation component
- Programming Functionality in JavaScript
- Programming Functionality in Java

Using the Responsive Grid

- Adding the Responsive Grid Container
- Adding components to the grid
- Enabling the Responsive Emulator
- Integrating the Layout Mode
- Using Layout Mode to author a page

Rendering HTML Forms from XDP templates

- Rendering HTML Forms
- Best Practices
- Merging Data
- System Configuration

Creating Universal XDP Forms (PDF & HTML)

- Updating Fonts
- Editing the XML Source
- Updating JavaScript to support both types (HTML & PDF)

- Host Detection and the Change Event
- Updating Patterns

Adaptive and Responsive Forms

- Introduction to Adaptive Forms
- Creating Adaptive Form Templates
- Creating Adaptive Forms
- JavaScript and the Rules Editor
- Themes
- DOR (Document of Record)

Forms Portal

- Using the Search & Lister Component
- Customizing with the HTML template
- Customizing the CSS properties

AEM Publishing & Web Server Integration

- Overview of AEM Publishing
- Creating Replication Agents
- Dispatcher
- Configuring Dispatcher on a web server
- Configuring Dispatcher for Form Publishing
- Creating Packages and Replication
- Manual updates for successful Publishing

Investment Summary

Select	Course	Investment
	EARLY ENROLLMENT DISCOUNT: November 14 th – 17 th 2017 <i>To take advantage of the EARLY ENROLLMENT DISCOUNT, simply return this signed contract to us by October 31st, 2017.</i>	\$1,950. per student
	STANDARD ENROLLMENT: November 14 th – 17 th 2017	\$2,950. per student
	EARLY ENROLLMENT DISCOUNT: January 16 th – 19 th 2018 <i>To take advantage of the EARLY ENROLLMENT DISCOUNT, simply return this signed contract to us by November 30th, 2017.</i>	\$1,950. per student
	STANDARD ENROLLMENT: January 16 th – 19 th 2017	\$2,950. per student

Discount Terms and Billing

We will provide 1 invoice for the full amount when you book this training. Our payment terms are NET 30-days. We also accept credit card payment for a 5% surcharge. Simply initial here and email a signed copy back to training@smartdoctech.com.

Accepted and Agreed,

SmartDoc Technologies

Signature:



Name: J.P. Terry

Title: VP, Client Services

Date: October 1st, 2017

Accepted and Agreed,

Client

Signature:

Name:

Title:

Date:

Your Adobe-Certified Consultant



J.P. Terry, Adobe ACE and ACI

J.P. is an Adobe Certified Expert (ACE) and an Adobe Certified Instructor (ACI) in the following Adobe technologies:

- Adobe AEM Administration
- Adobe AEM Developer
- Adobe AEM Forms
- Adobe LiveCycle Designer ES4
- Adobe LiveCycle ES4 Server


Mr. Terry has taught Adobe LiveCycle to thousands of students over the past eight years and often represents Adobe by teaching LiveCycle at the Adobe MAX conferences. J.P. is the author of the best-selling Adobe Press books on LiveCycle including:

- Adobe AEM Forms (2018)
- Adobe LiveCycle Designer: 2nd Edition (2013)
- Paperless: Real-World Solutions with Adobe Technology (2010)
- Creating Dynamic Forms with Adobe LiveCycle Designer (2007)


Mr. Terry has taught this course to the U.S. Army, Citigroup, New York Life, Visa, InfoSys, Pratt & Whitney, Adobe Systems, MetLife, American Family Insurance, and The Hartford.

J.P. was the lead LiveCycle TA (*Technical Architect*) for the following Adobe LiveCycle systems:

- Fidelity Investments (2006 – 2007)
- Citigroup (2008 – 2010)
- MetLife (2008 – present)
- The Hartford (2010 – 2011)
- American Family Insurance (2012 – 2013)
- Baltimore Life (2013 – present)




About SmartDoc Technologies



SmartDoc Technologies is a worldwide leader in creating paperless solutions. We are thought leaders in creating paperless solutions and have written extensively on Adobe PDF, Adobe AEM Forms, and Adobe LiveCycle technologies including these Adobe Press books.


- *Adobe AEM Forms (2018)*
- *Adobe LiveCycle Designer, Second Edition (2013)*
- *Paperless: Real-World Solutions with Adobe Technology (2009)*
- *Creating Dynamic Forms with Adobe LiveCycle Designer (2007)*



Adobe AEM Forms

Our newest Adobe Press book, *Adobe AEM Forms* builds on our previously released best-selling LiveCycle books to bring you into the new world of AEM Forms with LiveCycle services. This covers the new features in LiveCycle and AEM Forms including:

- *Adaptive and Responsive Forms*
- *The AEM Forms Portal*
- *Integration with LiveCycle Services*
- *Integration with AEM modules*



As with our previous Adobe Press books, SmartDoc is working with the Adobe AEM Forms engineering teams to bring you the latest details and teach you the important concepts for these important Adobe technologies.